



Speech/Language Virtual Learning

# Following One-step Directions

April 2020



# Following One-step Directions April 2020

## **Learning Target**

Students will follow one-step directions  
using positional words.

# Background Information

## **Following directions**

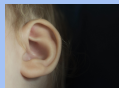
is an important skill that we use in our daily lives whether it is a student following directions at school or an adult following directions at his or her job.

To do this skill well takes practice.

This lesson will help your young one begin to perform the skills it takes to follow directions.

# Just how do I Follow Directions?

First, **listen** carefully to the direction.



Think about what is being said and put a “movie” on in your head about what you are to do. **Visualize** yourself doing the direction.



**Ask** questions about anything you don't understand.



**Repeat** the direction out loud or to yourself.



Then, **do** the direction!





In this lesson we are going to  
practice **following directions**  
using the words  
**In front of, behind, and between.**





These words tell us where something is.  
Watch and sing along with this [song](#) to learn  
about these words.

Let's put the octopus **in front of** the whale.





The octopus is **in front of** the whale.










Let's put the turtle **between** the starfish.




The turtle is **between** the starfish.







I am  
**between**  
the starfish.



Let's put the jellyfish **behind** the seahorse.



The jellyfish is **behind** the seahorse.




The jellyfish is **behind** the seahorse.



**Now let's see if you can follow these directions when someone says them out loud to you.**

**Don't forget the steps to remember what to do.**

1. Put a teddy bear **in front of** the TV.
2. Stand **between** two toys.
3. Put a toy car **behind** the curtain.
4. Sit **between** two chairs.
5. Put a spoon **in front of** a cup.
6. Stand **behind** your pet (or a stuffed animal).
7. Run and turn in circles **in front of** a tree!
8. Go outside and sit **between** two plants.
9. Go outside and stand **behind** a bush or flower.



# More Practice!



Point to the picture that shows the correct place of where the fish is.

1. The fish is **behind** the boat.
2. The fish is **in front of** the boat.
3. The fish is **between** the boats.
4. The fish is **in front of** the diver.
5. The fish is **between** the divers.
6. The fish is **behind** the diver.





# Now for some silly fun!

Which sentence makes sense?

The winner of the race was in front.  
The winner of the race was behind.

Susan was between the grass.  
Susan was between the trees.

Michael hid behind the curtains.  
Michael hid in front of the curtains.

She was first to get a drink because she was in front of the line.  
She was first to get a drink because she was behind the line.

Was this lesson?

- ☐ easy
- ☐ just right
- ☐ too hard



# Are you ready for a challenge?

Find someone in your family to help you with this activity.

Give them directions using the words  
in front of, behind and between  
to see if they can follow directions as well as you did.

After giving the direction, check them to see if they did it correctly.  
Be careful - don't let them trick you!

